

By E-filing

REF:TEIL:SE:

Date:13th February, 2019

The Deputy General Manager Department of Corporate Services, BSE Limited 1 st Floor, New Trading Ring, Rotunda Building, P.J. Tower, Dalal Street, Fort, MUMBAI - 400 001	The Asst. Vice President, Listing Department National Stock Exchange of India Ltd., Exchange Plaza, 5th Floor, Plot No. C/1, G Block, Bandra-Kurla Complex, Bandra (E), MUMBAI - 400 051
STOCK CODE: 532356	STOCK CODE: TRIVENI
Sub: Outcome of the Board Meeting held on February 13, 2019	

Dear Sirs,

This is to inform you that the Board of Directors of the Company at their meeting held today i.e. February 13, 2019, has inter-alia considered and approved the following :

1. Unaudited Financial Results (stand-alone and consolidated) for the 3rd quarter and nine months ended December 31, 2018. The said financial results together with Limited Review Reports of the Statutory Auditors of the Company thereon and the Newspaper publication issued by the Company are enclosed.
2. Declared an Interim Dividend of 70% i.e. Re.0.70 per fully paid-up equity share of Re.1/- each of the Company for the financial year 2018-19 and the same shall be paid to those equity shareholders of the Company whose names appear in the Register of Members of the Company or in the records of the Depositories as beneficial owners as on **Tuesday, February 26, 2019**, which is the **Record Date** fixed for the said purpose.

The said interim dividend shall be paid to the equity shareholders of the Company on and from Wednesday, March 6, 2019.

The meeting of the Board commenced at 10.30 a.m. and concluded at 4.30 p.m.

You are requested to please take the above on record and disseminate to all concerned.

Thanking you,

Yours faithfully,
For Triveni Engineering & Industries Ltd.,



GEETA BHALLA
Group Vice President &
Company Secretary

Encl: As above


INDEPENDENT AUDITORS' LIMITED REVIEW REPORT ON UNAUDITED STANDALONE FINANCIAL RESULTS

To
The Board of Directors of
Triveni Engineering & Industries Limited

1. We have reviewed the accompanying statement of unaudited standalone financial results of Triveni Engineering & Industries Limited ("the Company") for the quarter and nine months ended December 31, 2018 ("the Statement"), attached herewith, being submitted by the Company pursuant to the requirements of Regulation 33 of the SEBI (Listing Obligations and Disclosure Requirements) Regulations, 2015, read with SEBI Circular No CIR/CFD/FAC/62/2016 dated July 5, 2016.
2. This Statement which is the responsibility of the Company's Management and approved by the Board of Directors, has been prepared in accordance with the recognition and measurement principles laid down in the Indian Accounting Standard 34 "Interim Financial Reporting" ("Ind AS 34"), prescribed under section 133 of the Companies Act, 2013 read with relevant rules issued thereunder and other accounting principles generally accepted in India. Our responsibility is to issue a report on the Statement based on our review.
3. We conducted our review of the Statement in accordance with the Standard on Review Engagements (SRE) 2410, Review of Interim Financial Information Performed by the Independent Auditor of the Entity issued by the Institute of Chartered Accountants of India. This standard requires that we plan and perform the review to obtain moderate assurance as to whether the Statement is free of material misstatement. A review is limited primarily to inquiries of company personnel and analytical procedures applied to financial data and thus provides less assurance than an audit. We have not performed an audit and, accordingly, we do not express an audit opinion.
4. We would like to draw attention to note 3 of the results

In order to align itself with the accounting practices being followed by majority of companies in the industry, the Company, during the previous quarter, modified its accounting treatment of off-season expenses so that such expenses are not deferred in the quarterly financial statements but are expensed as and when accrued. During the quarter and nine months ended December 31, 2018, the Company has charged the off-season expenses upto the date of commencement of production amounting to ₹ 2073 Lakhs and ₹ 11526 Lakhs in the Statement of Profit & Loss, respectively. Further, the Company has absorbed the proportionate off-season expenses amounting to ₹ 3986 Lakhs (based on the estimated production till March 31, 2019) in the inventories produced during the current quarter. Consequent to such change, the net profits for the current quarter is increased by ₹ 1913 Lakhs and profit for nine months period ended December 31, 2018 has been decreased by ₹ 7540 Lakhs.

Balance off -season expenses will be considered in the cost of production in the remaining part of financial year, in line with the accounting policy followed by the Company in its annual financial statements. This change in its interim financial reporting, will not have any impact on the annual financial statements




Our review report is not modified in respect of this matter

5. Based on our review conducted as above, nothing has come to our attention that causes us to believe that the accompanying Statement of unaudited standalone financial results prepared in accordance with the applicable Indian Accounting Standards prescribed under section 133 of the Companies Act, 2013 read with relevant rules issued thereunder and other recognized accounting practices and policies has not disclosed the information required to be disclosed in terms of Regulation 33 of the SEBI (Listing Obligations and Disclosure Requirements) Regulations, 2015, read with SEBI Circular No CIR/CFD/FAC/62/2016 dated July 5, 2016, including the manner in which it is to be disclosed, or that it contains any material misstatement.

For S S Kothari Mehta & Co.

Chartered Accountants

ICAI Registration No. 000756N



Yogesh K Gupta

Partner

Membership No. 093214

Place: Noida

Dated: February 13, 2019

TRIVENI ENGINEERING & INDUSTRIES LIMITED

Regd. Office : Deoband, Distt. Saharanpur, Uttar Pradesh 247 554
 Corp. Office : 8th Floor, Express Trade Towers, 15-16, Sector-16A, Noida, U.P - 201 301
 CIN : L15421UP1932PLC022174

Statement of Standalone Unaudited Financial Results for the Quarter and Nine Months ended December 31, 2018

(₹ in lakhs, except per share data)

Particulars	3 Months ended			9 Months ended		Year ended 31/Mar/2018 (Audited)
	31/Dec/2018 (Unaudited)	30/Sep/2018 (Unaudited)	31/Dec/2017 (Unaudited)	31/Dec/2018 (Unaudited)	31/Dec/2017 (Unaudited)	
1 Revenue from operations (refer note 4)	90290	68771	77255	229721	267759	341238
2 Other income	4650	1144	665	6326	1695	2408
Total income	94940	69915	77920	236047	269454	343646
3 Expenses						
(a) Cost of materials consumed	80781	4257	96659	139089	117716	258145
(b) Purchases of stock-in-trade	525	294	488	1294	1097	1674
(c) Changes in inventories of finished goods, stock-in-trade and work-in-progress	(14498)	44116	(45870)	27835	78561	(866)
(d) Excise duty on sale of goods (refer note 4)	-	-	-	-	4168	4168
(e) Employee benefits expense	5726	5156	5343	15980	14374	20240
(f) Finance costs	635	1319	711	4229	6467	8534
(g) Depreciation and amortisation expense	1433	1438	1390	4277	4142	5537
(h) Off-season expenses (net) (refer note 3)	-	3111	3100	-	(7340)	-
(i) Other expenses	11875	5860	8201	26343	20112	30271
Total expenses	86477	65551	70022	219047	239297	327703
4 Profit from continuing operations before exceptional items and tax	8463	4364	7898	17000	30157	15943
5 Exceptional items (net) - income/(expense)	-	-	-	-	-	-
6 Profit from continuing operations before tax	8463	4364	7898	17000	30157	15943
7 Tax expense						
(a) Current tax	2246	890	1879	4049	6696	3204
(b) Deferred tax	(87)	362	21	151	1535	1765
Total tax expense	2159	1252	1900	4200	8231	4969
8 Profit from continuing operations after tax	6304	3112	5998	12800	21926	10974
9 Profit/(loss) from discontinued operations	-	-	-	-	-	-
10 Tax expense of discontinued operations	-	-	-	-	-	-
11 Profit/(loss) from discontinued operations (after tax)	-	-	-	-	-	-
12 Profit for the period	6304	3112	5998	12800	21926	10974
13 Other comprehensive income						
A (i) Items that will not be reclassified to profit or loss	-	-	-	-	-	186
A (ii) Income tax relating to items that will not be reclassified to profit or loss	-	-	-	-	-	64
B (i) Items that will be reclassified to profit or loss	-	-	-	-	-	-
B (ii) Income tax relating to items that will be reclassified to profit or loss	-	-	-	-	-	-
Other comprehensive income for the period, net of tax	-	-	-	-	-	122
14 Total comprehensive income for the period	6304	3112	5998	12800	21926	11096
15 Paid up Equity Share Capital (face value ₹ 1/-)	2579	2579	2579	2579	2579	2579
16 Other Equity						85507
17 Earnings per share of ₹ 1/- each (not annualised)						
(a) Basic (in ₹)	2.44	1.21	2.33	4.96	8.50	4.25
(b) Diluted (in ₹)	2.44	1.21	2.33	4.96	8.50	4.25

See accompanying notes to the standalone financial results

TRIVENI ENGINEERING & INDUSTRIES LIMITED

Standalone Unaudited Segment wise Revenue, Results, Assets and Liabilities for the Quarter and Nine Months ended December 31, 2018

(₹ in lakhs)


Particulars	3 Months ended			9 Months ended		Year ended 31/Mar/2018 (Audited)
	31/Dec/2018 (Unaudited)	30/Sep/2018 (Unaudited)	31/Dec/2017 (Unaudited)	31/Dec/2018 (Unaudited)	31/Dec/2017 (Unaudited)	
1 Segment Revenue						
(a) Sugar Businesses						
Sugar	72048	54641	68235	186311	241697	299964
Co-Generation	5831	125	7595	11047	11400	21516
Distillery	6791	5393	2310	16380	8191	11589
	84670	60159	78140	213738	261288	333069
(b) Engineering Businesses						
Gears	3418	3700	2820	9193	7003	11177
Water	7498	4872	3480	16011	10821	17567
	10916	8572	6300	25204	17824	28744
(c) Others	1589	1339	1402	4454	4507	6087
Total Segment revenue	97175	70070	85842	243396	283619	367900
Less : Inter segment revenue	6885	1299	8587	13675	15860	26662
Total Revenue from operations	90290	68771	77255	229721	267759	341238
2 Segment Results						
(a) Sugar Businesses						
Sugar	1080	1323	3445	4730	29536	11559
Co-Generation	2694	(708)	3653	4414	5147	9890
Distillery	4606	3430	771	10195	650	2674
	8380	4045	7869	19339	35333	24123
(b) Engineering Businesses						
Gears	1138	1029	959	2577	1655	3142
Water	219	(31)	(472)	(18)	(1640)	(1394)
	1357	998	487	2559	15	1748
(c) Others	(22)	5	4	2	11	20
Total Segment results	9715	5048	8360	21900	35359	25891
Less :						
(i) Finance costs	635	1319	711	4229	6467	8534
(ii) Exceptional items (net) - (income)/expense	-	-	-	-	-	-
(iii) Other unallocable expenditure net of unallocable income	617	(635)	(249)	671	(1265)	1414
Total Profit before tax	8463	4364	7898	17000	30157	15943
3 Segment Assets						
(a) Sugar Businesses						
Sugar	191142	172527	143396	191142	143396	216827
Co-Generation	13727	12544	15347	13727	15347	15914
Distillery	21297	15257	11071	21297	11071	12357
	226166	200328	169814	226166	169814	245098
(b) Engineering Businesses						
Gears	14497	12923	12539	14497	12539	14340
Water	25974	22234	20935	25974	20935	24230
	40471	35157	33474	40471	33474	38570
(c) Others	1729	1735	1655	1729	1655	1709
Total Segment assets	268366	237220	204943	268366	204943	285377
Add : Unallocable assets	11620	12285	11672	11620	11672	11297
Total Assets	279986	249505	216615	279986	216615	296674
4 Segment Liabilities						
(a) Sugar Businesses						
Sugar	59852	61744	21111	59852	21111	59554
Co-Generation	425	447	364	425	364	421
Distillery	1382	856	763	1382	763	836
	61659	63047	22238	61659	22238	60811
(b) Engineering Businesses						
Gears	3541	3550	2488	3541	2488	3346
Water	16300	12244	9694	16300	9694	12922
	19841	15794	12182	19841	12182	16268
(c) Others	1359	1349	1289	1359	1289	1359
Total Segment liabilities	82859	80190	35709	82859	35709	78438
Add : Unallocable liabilities	96240	74732	82014	96240	82014	130150
Total Liabilities	179099	154922	117723	179099	117723	208588

TRIVENI ENGINEERING & INDUSTRIES LIMITED

Notes to the Standalone Unaudited Financial Results for the Quarter and Nine Months ended December 31, 2018

1. The above results have been prepared in accordance with the principles and procedures of the Indian Accounting Standards ('Ind AS') as notified under the Companies (Indian Accounting Standards) Rules, 2015 as specified under section 133 of the Companies Act, 2013.
2. In view of the seasonality of the Sugar Business, the performance results may vary from quarter to quarter.
3. In line with the generally adopted practice in the sugar industry, the Company had, for the purpose of interim financial statements, revised the treatment with respect to deferment of certain off season expenses during previous quarter. Accordingly, such expenses incurred during off-season, amounting to ₹ 2073 lakhs and ₹ 11526 lakhs relating to the quarter and nine months ended December 31, 2018 respectively, have not been deferred (had deferred ₹ 1939 lakhs and ₹ 12379 lakhs during the quarter and nine months ended December 31, 2017, respectively). However, such expenses shall form part of the relevant cost of goods produced/to be produced during the year, commencing with the onset of crushing season 2018-19 during the current quarter. The revision in the treatment in the interim financial statements, has the effect of increasing the profitability by ₹ 1913 lakhs and decreasing the profitability by ₹ 7540 lakhs for the quarter and nine months ended December 31, 2018, respectively. The change in treatment, however, shall have no effect on annual financial statements of the Company.
4. Goods and Services Tax ("GST") has been implemented with effect from July 1, 2017 and therefore, revenue from operations for the period thereafter are net of GST. Revenue from operations and expenses for nine months ended December 31, 2017 and year ended March 31, 2018, being inclusive of excise duty till June 30, 2017, are not comparable with corresponding figures for the nine months ended December 31, 2018.
5. Effective April 1, 2018, the Company has adopted Ind AS 115 "Revenue from Contracts with Customers" using the cumulative effect method. The standard is applied retrospectively only to contracts that are not completed as at the date of initial application and the comparative information is not restated. The adoption of the standard did not have any material impact on the financial results of the Company.
6. During the current quarter, the Company has recognised ₹ 5161 lakhs towards financial assistance received/receivable under the schemes announced by the Government of U.P. and Government of India to liquidate the arrears of cane dues pertaining to crushing season 2017-18. Out of the said amount, ₹ 4206 lakhs, pertaining to financial year 2017-18, has been depicted as other income and balance amount of ₹ 955 lakhs, pertaining to financial year 2018-19, has been deducted from the cost of material consumed.
7. The Board of Directors has approved payment of interim dividend of 70% (₹ 0.70 per equity share of ₹ 1/- each) for the financial year 2018-19 ending March 31, 2019.
8. The above results were reviewed and recommended for adoption by the Audit Committee and approved by the Board of Directors of the Company at their respective meetings held on February 12, 2019 and February 13, 2019. The statutory auditors have carried out a limited review of the above financial results.

For Triveni Engineering & Industries Limited



Dhruv M. Sawhney
Chairman & Managing Director

Place : Noida
Date : February 13, 2019

INDEPENDENT AUDITORS' LIMITED REVIEW REPORT ON UNAUDITED CONSOLIDATED FINANCIAL RESULTS

To

The Board of Directors of

Triveni Engineering & Industries Limited

1. We have reviewed the accompanying statement of unaudited consolidated financial results of Triveni Engineering & Industries Limited ("the Company") comprising its subsidiaries (together referred to as 'the Group') and its associates, for the quarter and nine months ended December 31, 2018 ("the Statement"), attached herewith, being submitted by the Company pursuant to the requirement of Regulation 33 of the SEBI (Listing Obligations and Disclosure Requirements) Regulations, 2015, as modified by Circular No CIR/CFD/FAC/62/2016 dated July 5, 2016.
2. This Statement which is the responsibility of the Company's Management and approved by the Board of Directors, has been prepared in accordance with the recognition and measurement principles laid down in the Indian Accounting Standard 34 "Interim Financial Reporting" ("Ind AS 34"), prescribed under section 133 of the Companies Act, 2013 read with relevant rules issued thereunder and other accounting principles generally accepted in India. Our responsibility is to issue a report on the Statement based on our review.
3. The Statement includes the Financial Results of the following entities:
Subsidiaries:
 - a. Triveni Engineering Limited
 - b. Triveni Energy Systems Limited
 - c. Triveni Entertainment Limited
 - d. Triveni Sugar Limited
 - e. Triveni Industries Limited
 - f. Svastida Projects Limited
 - g. Mathura Wastewater Management Private LimitedAssociates:
 - a. Triveni Turbine Limited
 - b. Aqwise-Wise Water Technologies Limited
4. We conducted our review of the Statement in accordance with the Standard on Review Engagements (SRE) 2410, Review of Interim Financial Information Performed by the Independent Auditor of the Entity issued by the Institute of Chartered Accountants of India. This standard requires that we plan and perform the review to obtain moderate assurance as to whether the Statement is free of material misstatement. A review is limited primarily to inquiries of company personnel and analytical procedures applied to financial data and thus provides less assurance than an audit. We have not performed an audit and, accordingly, we do not express an audit opinion.



5. We did not review the financial statements/ financial information of seven subsidiaries included in the Statement, whose financial statements/ financial information reflect total revenue (including other income) of ₹ 21.61 Lakhs and ₹ 27.29 Lakhs for the quarter and nine months ended December 31, 2018 respectively. The Statement also includes the Group's share of net profit (before other comprehensive income) of ₹ 399 Lakhs and other comprehensive income / (loss) of ₹ 165 Lakhs for the quarter and net profit (before other comprehensive income) of ₹ 1285 Lakhs and other comprehensive income / (loss) of ₹ 62 Lakhs for nine months ended December 31, 2018, respectively, in respect of one associate. The Company has considered its share of net profit / (loss) (before other comprehensive income) of ₹ 5 Lakhs and other comprehensive income / (loss) of ₹ (-) 3 Lakhs in respect of one associate for the quarter ended September 30, 2018 and net profit (before other comprehensive income) of ₹ (-) 29 Lakhs and other comprehensive income / (loss) of ₹ (-) 2 Lakhs for six months ended September 30, 2018, respectively, as Financial Statements for the quarter ended December 31, 2018 were not available and we have relied on the management representation that no significant transactions or events have occurred during the quarter ended December 31, 2018. The Financial Statements of the above-mentioned subsidiaries and associates are unaudited and accordingly, our review report on the Statement in so far as it relates to the amounts included in respect of above mentioned companies is based solely on the unaudited Financial Statements/ financial information which have been furnished to us. Our review report is not modified in respect of this matter.

6. We would like to draw attention to note 3 of the results

In order to align itself with the accounting practices being followed by majority of companies in the industry, the Company, during the previous quarter, modified its accounting treatment of off-season expenses so that such expenses are not deferred in the quarterly financial statements but are expensed as and when accrued. During the quarter and nine months ended December 31, 2018, the Company has charged the off-season expenses upto the date of commencement of production amounting to ₹ 2073 Lakhs and ₹ 11526 Lakhs in the Statement of Profit & Loss, respectively. Further, the Company has absorbed the proportionate off-season expenses amounting to ₹ 3986 Lakhs (based on the estimated production till March 31, 2019) in the inventories produced during the current quarter. Consequent to such change, the net profits for the current quarter is increased by ₹ 1913 Lakhs and profit for nine months period ended December 31, 2018 has been decreased by ₹ 7540 Lakhs.

Balance off -season expenses will be considered in the cost of production in the remaining part of financial year, in line with the accounting policy followed by the Company in its annual financial statements. This change in its interim financial reporting, will not have any impact on the annual financial statements

Our review report is not modified in respect of this matter

7. Based on our review conducted as above, nothing has come to our attention that causes us to believe that the accompanying statement of unaudited consolidated financial results prepared in accordance with the applicable Indian Accounting Standards prescribed under section 133 of the Companies Act, 2013 read with relevant rules issued thereunder and other recognized accounting practices and policies has not disclosed the information required to be disclosed in terms of Regulation 33 of the SEBI (Listing Obligations



S S KOTHARI MEHTA & CO

and Disclosure Requirements) Regulations, 2015 as modified by Circular No CIR/CFD/FAC/62/2016 dated July 5, 2016, including the manner in which it is to be disclosed, or that it contains any material misstatement.

For S S Kothari Mehta & Co.

Chartered Accountants

ICAI Registration No. 000756N



Yogesh K Gupta

Partner

Membership No. 093214

Place: Noida

Dated: February 13, 2019

Statement of Consolidated Unaudited Financial Results for the Quarter and Nine Months ended December 31, 2018

(₹ in lakhs, except per share data)

Particulars	3 Months ended			9 Months ended		Year ended
	31/Dec/2018 (Unaudited)	30/Sep/2018 (Unaudited)	31/Dec/2017 (Unaudited)	31/Dec/2018 (Unaudited)	31/Dec/2017 (Unaudited)	31/Mar/2018 (Audited)
1 Revenue from operations (refer note 4)	90311	68775	77255	229747	267759	341238
2 Other income	4649	748	341	5928	831	1544
Total income	94960	69523	77596	235675	268590	342782
3 Expenses						
(a) Cost of materials consumed	80781	4257	96659	139089	117716	258145
(b) Purchases of stock-in-trade	525	294	488	1294	1097	1674
(c) Changes in inventories of finished goods, stock-in-trade and work-in-progress	(14498)	44116	(45870)	27835	78561	(866)
(d) Excise duty on sale of goods (refer note 4)	-	-	-	-	4168	4168
(e) Employee benefits expense	5726	5156	5343	15980	14374	20240
(f) Finance costs	636	1321	711	4232	6467	8534
(g) Depreciation and amortisation expense	1433	1438	1390	4277	4142	5537
(h) Off-season expenses (net) (refer note 3)	-	3111	3100	-	(7340)	-
(i) Other expenses	11895	5865	8201	26369	20114	30288
Total expenses	86498	65558	70022	219076	239299	327720
4 Profit from continuing operations before share of profit of associates, exceptional items and tax	8462	3965	7574	16599	29291	15062
5 Share of profit of associates	404	523	333	1256	1063	1822
6 Profit from continuing operations before exceptional items and tax	8866	4488	7907	17855	30354	16884
7 Exceptional items (net) - income/(expense)	-	-	-	-	-	-
8 Profit from continuing operations before tax	8866	4488	7907	17855	30354	16884
9 Tax expense						
(a) Current tax	2246	890	1879	4049	6696	3205
(b) Deferred tax	(87)	362	21	151	1535	1765
Total tax expense	2159	1252	1900	4200	8231	4970
10 Profit from continuing operations after tax	6707	3236	6007	13655	22123	11914
11 Profit/(loss) from discontinued operations	-	-	-	-	-	-
12 Tax expense of discontinued operations	-	-	-	-	-	-
13 Profit/(loss) from discontinued operations (after tax)	-	-	-	-	-	-
14 Profit for the period	6707	3236	6007	13655	22123	11914
Profit for the period attributable to :						
(i) Owners of the Company	6707	3236	6007	13655	22123	11914
(ii) Non-controlling interests	-	-	-	-	-	-
15 Other comprehensive income						
A (i) Items that will not be reclassified to profit or loss	-	-	-	-	-	193
A (ii) Income tax relating to items that will not be reclassified to profit or loss	-	-	-	-	-	64
B (i) Items that will be reclassified to profit or loss	162	(65)	94	60	72	(8)
B (ii) Income tax relating to items that will be reclassified to profit or loss	-	-	-	-	-	-
Other comprehensive income for the period, net of tax	162	(65)	94	60	72	121
Other comprehensive income for the period, net of tax attributable to:						
(i) Owners of the Company	162	(65)	94	60	72	121
(ii) Non-controlling interests	-	-	-	-	-	-
16 Total comprehensive income for the period	6869	3171	6101	13715	22195	12035
Total comprehensive income for the period attributable to:						
(i) Owners of the Company	6869	3171	6101	13715	22195	12035
(ii) Non-controlling interests	-	-	-	-	-	-
17 Paid up Equity Share Capital (face value ₹ 1/-)	2579	2579	2579	2579	2579	2579
18 Other Equity						92056
19 Earnings per share of ₹ 1/- each (not annualised)						
(a) Basic (in ₹)	2.60	1.25	2.33	5.29	8.58	4.62
(b) Diluted (in ₹)	2.60	1.25	2.33	5.29	8.58	4.62

See accompanying notes to the consolidated financial results

TRIVENI ENGINEERING & INDUSTRIES LIMITED

Consolidated Unaudited Segment wise Revenue, Results, Assets and Liabilities for the Quarter and Nine Months ended December 31, 2018

(₹ in lakhs)

Particulars	3 Months ended			9 Months ended		Year ended
	31/Dec/2018 (Unaudited)	30/Sep/2018 (Unaudited)	31/Dec/2017 (Unaudited)	31/Dec/2018 (Unaudited)	31/Dec/2017 (Unaudited)	31/Mar/2018 (Audited)
1 Segment Revenue						
(a) Sugar Businesses						
Sugar	72048	54641	68235	186311	241697	299964
Co-Generation	5831	125	7595	11047	11400	21516
Distillery	6791	5393	2310	16380	8191	11589
	84670	60159	78140	213738	261288	333069
(b) Engineering Businesses						
Gears	3418	3700	2820	9193	7003	11177
Water	7519	4876	3480	16037	10821	17567
	10937	8576	6300	25230	17824	28744
(c) Others	1589	1339	1402	4454	4507	6087
Total Segment revenue	97196	70074	85842	243422	283619	367900
Less : Inter segment revenue	6885	1299	8587	13675	15860	26662
Total Revenue from operations	90311	68775	77255	229747	267759	341238
2 Segment Results						
(a) Sugar Businesses						
Sugar	1080	1323	3445	4730	29536	11559
Co-Generation	2694	(708)	3653	4414	5147	9890
Distillery	4606	3430	771	10195	650	2674
	8380	4045	7869	19339	35333	24123
(b) Engineering Businesses						
Gears	1138	1029	959	2577	1655	3142
Water	220	(29)	(472)	(15)	(1640)	(1394)
	1358	1000	487	2562	15	1748
(c) Others	(22)	5	4	2	11	20
Total Segment results	9716	5050	8360	21903	35359	25891
Less :						
(i) Finance costs	636	1321	711	4232	6467	8534
(ii) Exceptional items (net) - (income)/expense	-	-	-	-	-	-
(iii) Share of (profit)/loss of associates	(404)	(523)	(333)	(1256)	(1063)	(1822)
(iv) Other unallocable expenditure net of unallocable income	618	(236)	75	1072	(399)	2295
Total Profit before tax	8866	4488	7907	17855	30354	16884
3 Segment Assets						
(a) Sugar Businesses						
Sugar	191142	172527	143396	191142	143396	216827
Co-Generation	13727	12544	15347	13727	15347	15914
Distillery	21297	15257	11071	21297	11071	12357
	226166	200328	169814	226166	169814	245098
(b) Engineering Businesses						
Gears	14497	12923	12539	14497	12539	14340
Water	25994	22234	20935	25994	20935	24230
	40491	35157	33474	40491	33474	38570
(c) Others	1729	1735	1655	1729	1655	1709
Total Segment assets	268386	237220	204943	268386	204943	285377
Add : Unallocable assets	19070	19187	17511	19070	17511	17847
Total Assets	287456	256407	222454	287456	222454	303224
4 Segment Liabilities						
(a) Sugar Businesses						
Sugar	59852	61744	21111	59852	21111	59554
Co-Generation	425	447	364	425	364	421
Distillery	1382	856	763	1382	763	836
	61659	63047	22238	61659	22238	60811
(b) Engineering Businesses						
Gears	3541	3550	2488	3541	2488	3346
Water	16300	12244	9694	16300	9694	12922
	19841	15794	12182	19841	12182	16268
(c) Others	1359	1349	1289	1359	1289	1359
Total Segment liabilities	82859	80190	35709	82859	35709	78438
Add : Unallocable liabilities	96240	74733	81815	96240	81815	130151
Total Liabilities	179099	154923	117524	179099	117524	208589

TRIVENI ENGINEERING & INDUSTRIES LIMITED

Notes to the Consolidated Unaudited Financial Results for the Quarter and Nine Months ended December 31, 2018


1. The above results have been prepared in accordance with the principles and procedures of the Indian Accounting Standards ('Ind AS') as notified under the Companies (Indian Accounting Standards) Rules, 2015 as specified under section 133 of the Companies Act, 2013.
2. In view of the seasonality of the Sugar Business, the performance results may vary from quarter to quarter.
3. In line with the generally adopted practice in the sugar industry, the Company had, for the purpose of interim financial statements, revised the treatment with respect to deferment of certain off season expenses during previous quarter. Accordingly, such expenses incurred during off-season, amounting to ₹ 2073 lakhs and ₹ 11526 lakhs relating to the quarter and nine months ended December 31, 2018 respectively, have not been deferred (had deferred ₹ 1939 lakhs and ₹ 12379 lakhs during the quarter and nine months ended December 31, 2017, respectively). However, such expenses shall form part of the relevant cost of goods produced/to be produced during the year, commencing with the onset of crushing season 2018-19 during the current quarter. The revision in the treatment in the interim financial statements, has the effect of increasing the profitability by ₹ 1913 lakhs and decreasing the profitability by ₹ 7540 lakhs for the quarter and nine months ended December 31, 2018, respectively. The change in treatment, however, shall have no effect on annual financial statements of the Company.
4. Goods and Services Tax ("GST") has been implemented with effect from July 1, 2017 and therefore, revenue from operations for the period thereafter are net of GST. Revenue from operations and expenses for nine months ended December 31, 2017 and year ended March 31, 2018, being inclusive of excise duty till June 30, 2017, are not comparable with corresponding figures for the nine months ended December 31, 2018.
5. Effective April 1, 2018, the Company has adopted Ind AS 115 "Revenue from Contracts with Customers" using the cumulative effect method. The standard is applied retrospectively only to contracts that are not completed as at the date of initial application and the comparative information is not restated. The adoption of the standard did not have any material impact on the financial results of the Company.
6. The standalone unaudited results of the Company are available on the Company's website (www.trivenigroup.com), website of BSE (www.bseindia.com) and NSE (www.nseindia.com). Summarised standalone financial performance of the Company is as under :

Particulars	3 Months ended			9 Months ended		(₹ in lakhs)
	31-Dec-18 (Unaudited)	30-Sep-18 (Unaudited)	31-Dec-17 (Unaudited)	31-Dec-18 (Unaudited)	31-Dec-17 (Unaudited)	Year ended 31-Mar-18 (Audited)
Revenue from operations	90290	68771	77255	229721	267759	341238
Profit/(loss) before tax	8463	4364	7898	17000	30157	15943
Profit/(loss) after tax	6304	3112	5998	12800	21926	10974
Total comprehensive income	6304	3112	5998	12800	21926	11096

7. During the current quarter, the Company has recognised ₹ 5161 lakhs towards financial assistance received/receivable under the schemes announced by the Government of U.P. and Government of India to liquidate the arrears of cane dues pertaining to crushing season 2017-18. Out of the said amount, ₹ 4206 lakhs, pertaining to financial year 2017-18, has been depicted as other income and balance amount of ₹ 955 lakhs, pertaining to financial year 2018-19, has been deducted from the cost of material consumed.

8. The Board of Directors of Parent Company has approved payment of interim dividend of 70% (₹ 0.70 per equity share of ₹ 1/- each) for the financial year 2018-19 ending March 31, 2019.
9. The above results were reviewed and recommended for adoption by the Audit Committee and approved by the Board of Directors of the Company at their respective meetings held on February 12, 2019 and February 13, 2019. The statutory auditors have carried out a limited review of the above financial results.

For Triveni Engineering & Industries Limited



Dhruv M. Sawhney
Chairman & Managing Director

Place : Noida
Date : February 13, 2019

TRIVENI ENGINEERING & INDUSTRIES LIMITED
 Regd. Office : Deoband, Distt. Saharanpur, Uttar Pradesh 247 554
 Corp. Office : 8th Floor, Express Trade Towers, 15-16, Sector-16A, Noida, U.P - 201 301
 Website : www.trivenigroup.com
 CIN : L15421UP1932PLC022174

Statement of Consolidated Unaudited Financial Results for the Quarter and Nine Months ended December 31, 2018

(₹ in lakhs, except per share data)

Particulars	3 Months ended		9 Months ended		Year ended
	31/Dec/2018 (Unaudited)	31/Dec/2017 (Unaudited)	31/Dec/2018 (Unaudited)	31/Dec/2017 (Unaudited)	31/Mar/2018 (Audited)
Total Income from operations	90311	77255	229747	267759	341238
Net Profit for the period (before tax and Exceptional items)	8866	7907	17855	30354	16884
Net Profit for the period before tax (after Exceptional items)	8866	7907	17855	30354	16884
Net Profit for the period after tax (after Exceptional items)	6707	6007	13655	22123	11914
Total comprehensive income for the period [Comprising Profit for the period (after tax) and other comprehensive income (after tax)]	6869	6101	13715	22195	12035
Equity share capital	2579	2579	2579	2579	2579
Other equity					92056
Earnings per share of ₹ 1/- each (not annualised)					
(a) Basic (in ₹)	2.60	2.33	5.29	8.58	4.62
(b) Diluted (in ₹)	2.60	2.33	5.29	8.58	4.62

Notes :


1. Summarised Standalone Unaudited Financial Performance of the Company is as under :

(₹ in lakhs)

Particulars	3 Months ended		9 Months ended		Year ended
	31/Dec/2018 (Unaudited)	31/Dec/2017 (Unaudited)	31/Dec/2018 (Unaudited)	31/Dec/2017 (Unaudited)	31/Mar/2018 (Audited)
Total Income from operations	90290	77255	229721	267759	341238
Profit before tax	8463	7898	17000	30157	15943
Profit after tax	6304	5998	12800	21926	10974
Total comprehensive income	6304	5998	12800	21926	11096

2. The above is an extract of the detailed format of Financial Results for the Quarter and Nine Months ended December 31, 2018 filed with the Stock Exchanges under Regulation 33 of the SEBI (Listing and Other Disclosure Requirements) Regulations, 2015. The full format of the Financial Results for the Quarter and Nine Months ended December 31, 2018 are available on the websites of Stock Exchange(s) (www.bseindia.com and www.nseindia.com) and on the website of Company (www.trivenigroup.com).
3. In line with the generally adopted practice in the sugar industry, the Company had, for the purpose of interim financial statements, revised the treatment with respect to deferment of certain off season expenses during previous quarter. Accordingly, such expenses incurred during off-season, amounting to ₹ 2073 lakhs and ₹ 11526 lakhs relating to the quarter and nine months ended December 31, 2018 respectively, have not been deferred (had deferred ₹ 1939 lakhs and ₹ 12379 lakhs during the quarter and nine months ended December 31, 2017, respectively). However, such expenses shall form part of the relevant cost of goods produced/to be produced during the year, commencing with the onset of crushing season 2018-19 during the current quarter. The revision in the treatment in the interim financial statements, has the effect of increasing the profitability by ₹ 1913 lakhs and decreasing the profitability by ₹ 7540 lakhs for the quarter and nine months ended December 31, 2018, respectively. The change in treatment, however, shall have no effect on annual financial statements of the Company.
4. Goods and Services Tax ("GST") has been implemented with effect from July 1, 2017 and therefore, revenue from operations for the period thereafter are net of GST. Revenue from operations and expenses for nine months ended December 31, 2017 and year ended March 31, 2018, being inclusive of excise duty till June 30, 2017, are not comparable with corresponding figures for nine months ended December 31, 2018.
5. The Board of Directors of Parent Company has approved payment of interim dividend of 70% (₹ 0.70 per equity share of ₹ 1/- each) for the financial year 2018-19 ending March 31, 2019.

For Triveni Engineering & Industries Limited



Dhruv M. Sawhney

Chairman & Managing Director

Place : Noida

Date : February 13, 2019